

# COMPOST TURNING MACHINES

LIGHT  
AND  
COMPACT.

THE TWO 3-POINT MODELS  
WITH COMPACT LENGTH.

CONVERSION PERFORMANCE:  
UP TO 700 m<sup>3</sup>/h

## TG 263


WORKING WIDTH: 2.9 METRES  
FOR VEHICLES FROM 110 HP

## TG 303

WORKING WIDTH: 3.3 METRES  
FOR VEHICLES FROM 125 HP



With compost turners from Gujer Innotec, you can produce high-quality compost in no time at all, aerobic soil nutrition.







"Living and working with nature."

In 1994, Gujer Landmaschinen AG, which until then only focussed on repairs and trading, built its first own compost turner in Mesikon ZH, as there was no model on the market that met our needs. With Gujer Innotec, we are constantly orientated towards technological progress and attach great importance to quality, ecology and sustainability in order to be able to offer you optimised concepts and machines tailored to your needs.

Renato Gujer

## Brief description 3-point turner



The 3-point models are easy-to-operate, mechanically driven compost turning machines - stable and manoeuvrable. Ideal for field edge composting, small-scale composting and organic farms with a composting capacity of up to 8,000 tonnes per year.

Use with tractor unit

## Composting



Healthy humus - healthy plants

Obtaining high-quality soil requires a little experience and a sure instinct. With the right technique and the right machine, aerobic nutrient humus is created in a very short time, resulting in healthy soil, which automatically leads to healthy plants, healthy animals and healthy people.

In addition, humus-rich soil naturally stores CO<sub>2</sub> and thus protects the environment, our climate.

Composting therefore nourishes the soil and not the plants.

Within five to eight years, you can increase the humus content in the soil with Kompost. from one to up to five per cent.



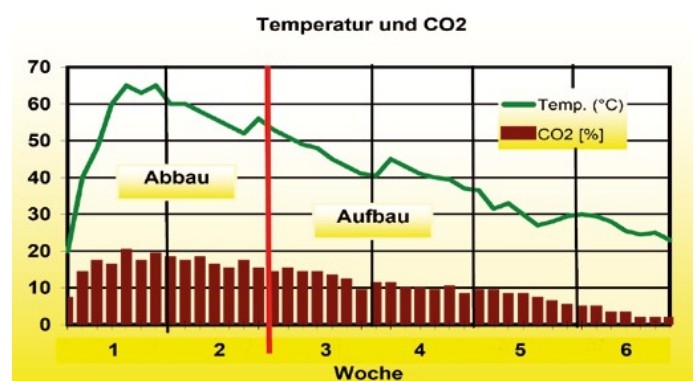
Perfect crumb structure - microscopic view

## The realisation

We recommend controlled aerobic composting. The acid content in the windrows should be measured daily. In the Lübke-Hiltebrand process, this is out via a so-called bypass measurement using CO<sub>2</sub>. If the CO<sub>2</sub> content rises above 12 %, the oxygen content falls below 5 % and turning is necessary.

The temperature should not exceed 65°C and the humidity should be between 50 and 60 %.

You can find more information in Urs Hildebrandt's composting courses: [www.landmanagement.net](http://www.landmanagement.net)



Temperature and CO<sub>2</sub> in the compost.



## TG 263 / 303 - Your advantages at a glance

Conversion capacity from 700 m<sup>3</sup>/h

Manoeuvrable machines; less than 2 m long

Low maintenance costs, simple servicing.

Easy handling, simple operation.

The massive arch construction of the tunnel made of 6 mm steel achieves very high stability, has no weak corners and the powder coating prevents corrosion.

Wear plates are made of chrome steel.

Robust, balanced transfer shaft that transfers the material to be positioned correctly (from the inside to the outside).

Rapid aerobic composting; within 6 - 10 weeks, depending on the material.


Large support wheel of the transfer tunnel. Swivelling without tools and in a matter of seconds. (Road transport with the wheel swivelled back is possible without any problems).

Many options can be retrofitted, such as

- Simple fleece underlay; this eliminates the need for heavy manual labour when the fleece is wet.
- Lateral offset (inclination of the tunnel so that the rent stays where you want it.
- Irrigation system on request
- and many more



*This makes composting quick and easy. This is mainly due to the perfectly working turning shaft, which conveys the material from the inside to the outside.*



*Swivelling side weight*



## Technical data

### TG 263

### TG 303

Conversion capacity up to	700 m <sup>3</sup> /h	700 m <sup>3</sup> /h
Transfer shaft width	2.6 m	3.0 m
Overall width in transport position	2.15 m	2.15 m
Total length	2 m	2 m
Internal tunnel height	1.65 m	1.65 m
Total height (support wheel swivelled away for transport)	3.6 m	4.0 m
Ideal working speed	300 - 400 m/h	300 - 400 m/h
Weight (basic equipment)	1900 kg	2100 kg
Rent Width x height max.	2.9 x 1.4 m	3.3 x 1.5 m



Simple height adjustment so that the roller works close to the ground and no rotting layer develops.

## Requirements for the Tractor unit

For tractors with an overall width of up to	2.5 m	2.5 m
For tractors with min.	110 hp or stepless	125 hp or stepless
Travelling speed at 540 rpm at the PTO shaft	<300 m/h	< 300 m/h
Working pressure of the tractor	190 - 200 bar	190 - 200 bar
If the tractor travels faster than 300 m/h, a drive axle (optional) must also be ordered		
The tractor requires a double-acting valve with floating position for the standard version of the TG 263 & 303 (these are two plug-in couplings)		



3-point hitch from the tractor



## Basic equipment TG 263 & 303

- Cardan shaft with shear bolt
- Cardan shaft Gearbox reduction shaft
- Tunnel with chrome steel plates
- Direct drive on converter shaft
- Large support wheel on the outside of the tunnel (swivelling, for transport)
- Mechanical feed plates
- Side weight



The solid arch construction made of 6 mm steel ensures very high stability.



A good turning wave works the material from the inside out. Gentle turning allows the microorganisms to multiply optimally everywhere.



12 mm beater thickness with 3 fixing screws. The balanced shaft ensures a long service life.



Direct drive - gearbox on converter shaft



All wear plates are made of chrome steel.



The jockey wheel can swivelled away for transport, no disassembly necessary.



Maximum windrow size: 3.3 x 1.5m (TG 303), so that aerobic composting can take place.



Attachment to 3-point tractor



Swivelled out counterweight



# Options TG263 / TG303

## Hydraulics


### Hydraulic variants



Swivelling side weight  
(image TG 301)



Hydraulic feed plate on the right



Hydraulic lateral offset, so that the  
Rent stays where it belongs.  
(Image TG 301)

### Control panel for electro-hydraulic operation



Control panel for selection valve  
Functions are operated via control panel

#### Example:

4x hydraulic function with recirculation valve  
tunnel - blade - lateral offset - water pump 1x  
section valve (e.g. tunnel & blade)  
1x extension (e.g. side offset)  
1x water pump valve (water pump)

- Valve bank / recirculation valve
- Section valve (tunnel+ 1x DW)
- Extension section DW
- Water pump valve with flow regulator (circulation)

## Fleece guide

### Fleece underride option



Fleece underrun rollers



Fleece guide front / rear

The fleece is brought together to a narrow width so that the gases can escape. The heavy manual labour associated with wet fleece is no longer necessary.

## Extras



Water spray bar with nozzles - enquire for watering options



Stone guard left

## Country-specific brakes

- Hydraulic trailer brake
- Air pressure system (EU) 1 cylinder
- Air pressure system (EU) 2 cylinders and ALB

**Note:**  
For the country-specific

The buyer is responsible for the road licence. speak to our advisors.



Long flails 260x80x15 - an advantage for heavy moving material





Find out about our attractive options.



**Marcel Stähli**  
Managing Director

## Your contact persons

### Consultancy and sales

**Renato Gujer**  
Phone +41 79 406 68 66  
[rene.gujer@gujerland.ch](mailto:rene.gujer@gujerland.ch)

**Marcel Stähli**  
Phone +41 52 346 01 04  
[marcel.staehli@gujerland.ch](mailto:marcel.staehli@gujerland.ch)

Subject to technical changes.  
Images do not always correspond to the basic equipment.  
The buyer is responsible for the country-specific authorisation.

